



PO Box 5171

High Point, NC 27262

336-884-8822

Fax: 336-884-8835

www.ArtisticQuiltingInc.com

BEDSPREADS, COVERLETS, & COMFORTERS

We take great pride in the sound construction and the finished appearance of each of the spreads we create at Artistic Quilting. To insure that your order is communicated to us correctly, please follow the general instructions listed on the inside cover of the main folder.

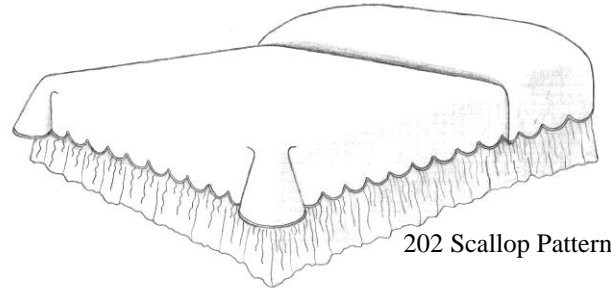
Be sure to include:

- Detailed product descriptions or style number.
This pamphlet contains information about the most popular styles and describes the standard features we offer and the options available. We cater to your design specifications and welcome your sketches and special instructions along with the Bed Dressing Order Form. We will customize any style by adding special trim or borders at an additional charge. Please designate if your spread is to have a reverse pillow turn back by adding the letters -RP as a suffix to the style number. Also furnish 3 additional yards of fabric for Twin, and Double; 4½ additional yards for Queen and King.
- Exact measurements.
Each spread is finished to the dimensions you provide. A chart of standard bed sizes is included inside, but sizes vary from one bed manufacturer to another.
- Style and pattern of quilting.
Please review the information contained in the pamphlet "Quilting Styles and Patterns" to be sure that your fabric and the quilting you have chosen will enhance each other.
- Selection of fiber fill weight.
Fiber weights include Ultra Thin, 4½ oz, 6 oz, and 9 oz. Our standard fiber weight for coverlets and spreads is 6 oz, with the 9 oz being standard for comforters and quilting for upholstery.
Ultra Thin and 4½ oz are great for light weight spreads, summer coverlets, and quilted duvets. The heavier weight fills give the quilting a puffier look, but do add weight and bulk, which may be a consideration for your client. No matter which fiber fill weight you choose, the more quilting utilized, such as a small vermicelli or an "A" Grade, the flatter the finished product.
- Choice of cream or white lining.
The lining is included with all bedspreads and coverlets. You may choose between cream or white. 100% cotton lining is available at an additional cost. Decorative lining should be provided for comforters and duvet covers.
- Full amount of fabric required.
Yardage charts are included to help you determine the amount of fabric for each size and style of spread shown. Please furnish the yardage indicated to insure that your order can be completed without delay. If applicable, note the face side or pattern direction of the fabric. Artistic Quilting is not responsible for flaws that are manufactured into the fabric.

THROW STYLE

Ultra Thin, 4½, 6, or 9 oz. Fiber Fill
Facing with Blind Stitched Hem
Bell Corners

Lining
25" Pillow Turn Back

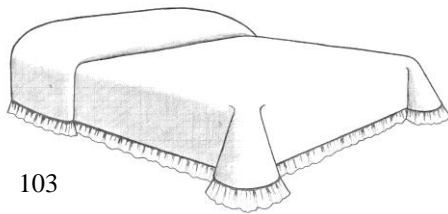


202 Scallop Pattern #1

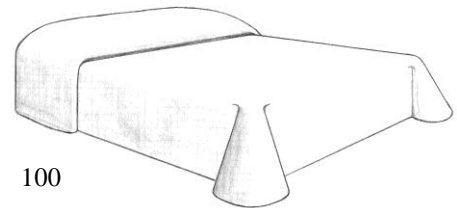
Bedsread	Coverlet
Drops	Drops
17¼" – 26"	up to 17"

100	200
101	201
102	202
103	203
105	205

Standard as listed above
Welt along bottom edge - specify: small, medium, large, or jumbo
Scalloped edge and small welt along bottom-- specify scallop #1 or #2.
4" Shirred ruffle at hem, included in drop
4" Pleated ruffle at hem, included in drop



103

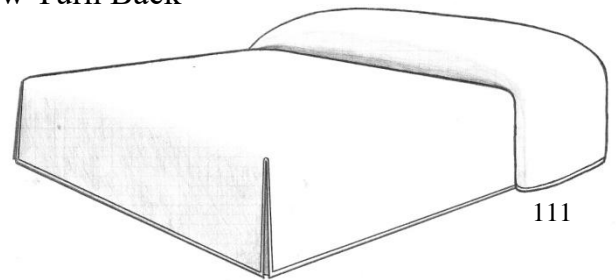


100

THROW STYLE WITH OPEN CORNERS

Ultra Thin, 4½, 6, or 9 oz. Fiber Fill
Facing with Blind Stitched Hem
Open Corners with Gussets

Lining
25" Pillow Turn Back

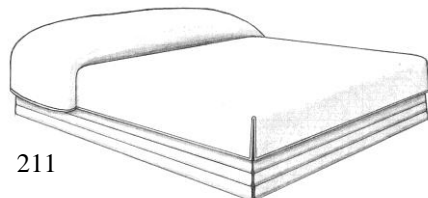


111

Bedsread	Coverlet
Drops	Drops
17¼" – 26"	up to 17"

110	210
111	211
112	212
113	213
115	215

Standard as listed above
Welt along bottom edge - specify: small, medium, large, or jumbo
Scalloped edge and small welt along bottom-- specify scallop #1 or #2.
4" Shirred ruffle at hem, included in drop
4" Pleated ruffle at hem, included in drop



211

FITTED / TAILORED STYLE

Ultra Thin, 4½, or 6 oz. Fiber Fill - (9 oz is not appropriate for fitted)

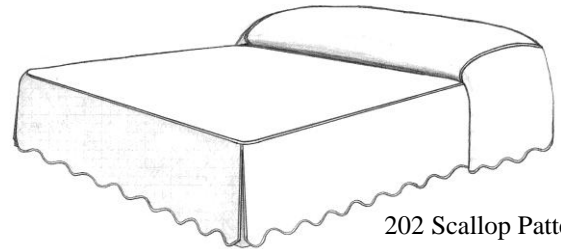
Welt at Mattress Edge - specify: small or medium

Lining

Facing with Blind Stitched Hem

25" Pillow Turn Back

Open Corners with Gussets



202 Scallop Pattern #2

Bedsread Coverlet

Drops Drops

17¼" – 26" up to 17"

300 400

Standard as listed above

301 401

Welt along bottom edge - specify: small, medium, large, or jumbo

302 402

Scalloped edge and small welt along bottom-- specify scallop #1 or #2.

303 403

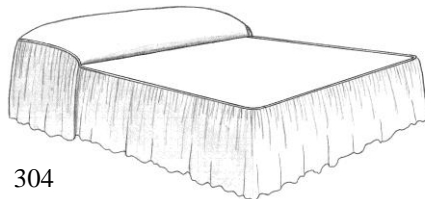
4" Shirred ruffle at hem, included in drop

304 404

Fully Shirred Drop, lined

305 405

4" Pleated ruffle at hem, included in drop



304

Chart based on 54" wide fabrics

Yardage Chart of Face Fabrics	Daybed	Twin	Double	Queen	King
100	8	8	12	12	12
101, 102, 110, 111, 112	10	10	14	14	14
103, 105, 113, 115	12	12	16	16	16
200	8	8	8	8	12
201, 202, 210, 211, 212	10	10	10	10	14
203, 205, 213, 215	12	12	12	12	16
300, 301, 302	10	10	14	14	14
303, 305	12	12	16	16	16
304	14	14	17	18	20
400, 401, 402	10	10	10	10	14
403, 405	12	12	12	12	16
404	14	14	16	16	18

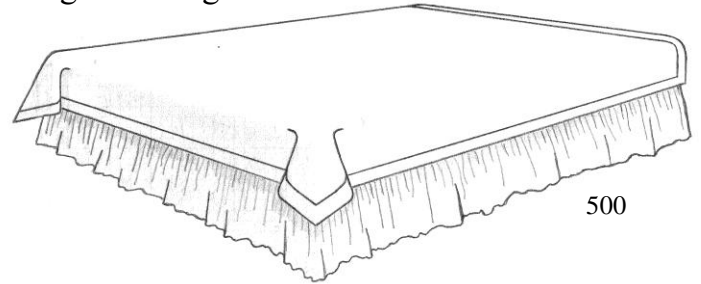
STANDARD BED SIZES

	(in inches)	Bedsread Drop	Coverlet Drop	Pillow Turn Back
Daybed	75 x 39	21	14	N/A
Twin	39 x 75	21	14	25
Double	54 x 75	21	14	25
Queen	60 x 80	21	14	25
King	78 x 80	21	14	25
California King	72 x 84	21	14	25

COMFORTERS

6 or 9 oz. Fiber Fill
No Pillow Turn Back
Square Corners

Customer's Own Material, both sides
8" Quilted Border Along Each Edge

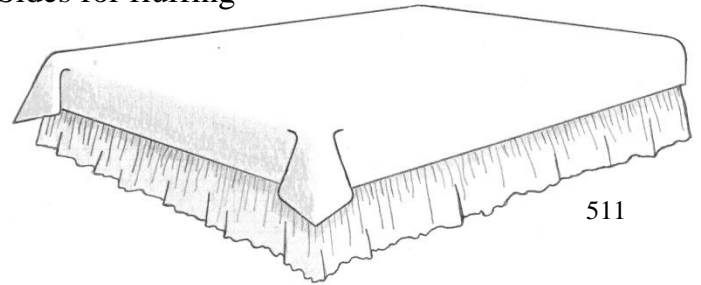


- 500 Standard as listed above
- 501 Welt along each edge - specify: small, medium, large, or jumbo
- 502 Flanged Edge
- 503 4" Shirred Ruffle
- 504 4" Shirred Ruffle and Welt - specify: small, medium, large, or jumbo

DUVET COVERS

Unquilted
No Pillow Turn Back
Square Corners
Decorative Buttons at an additional charge
Quilting available at an additional charge

Customer's Own Material, both sides
Invisible Zipper Closure at Foot
Grab Holes on Sides for fluffing



- 510 Standard as listed above
- 511 Welt along each edge - specify: small, medium, large, or jumbo
- 512 Flanged Edge
- 513 4" Shirred Ruffle
- 514 4" Shirred Ruffle and Welt - specify: small, medium, large, or jumbo

DUVET INSERTS

Hypoallergenic Polyester Fiber and White Goose Down inserts available in the following sizes:

Twin 68 x 88	Double 83 x 88	Queen 90 x 98	Super Queen 104 x 102	King 106 x 98	Super King 120 x 102
-----------------	-------------------	------------------	--------------------------	------------------	-------------------------

Yardage Chart of 54" Face Fabrics	Daybed	Twin	Double	Queen	King
500, 510	18	14	14	14	21
501, 502, 511, 512	20	16	16	16	23
503, 513	22	18	18	18	26
504, 514	23	19	19	19	27

This is the total yardage for both sides, and ruffle and welt if applicable